

Name: _____ Date: _____

Diagramming Simple Sentences

A. Instructions: Diagram each simple sentence correctly.

1. Thomas reads.



2. Birds fly.



3. Students learn.



4. Babies cry.




5. The party guests ate.




B. Instructions: Now add a direct object to each sentence. How does the diagram change?
(Hint: Direct objects and modifiers go in different places.)


6. Thomas reads _____.




7. Birds fly _____.



8. Students learn _____.



9. Babies cry _____.

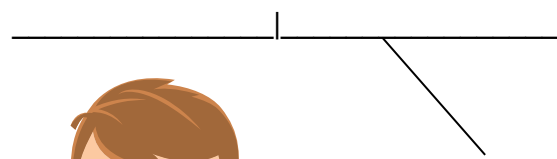


10. The party guests ate _____.

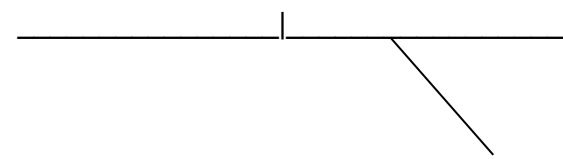


C. Instructions: Instead of a direct object, add an adverb (modifier) in the blank space. Notice that the modifier goes on the slanted line under the baseline, not the baseline itself.

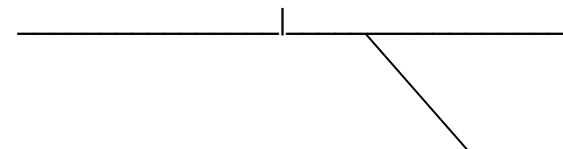
11. Thomas reads _____.



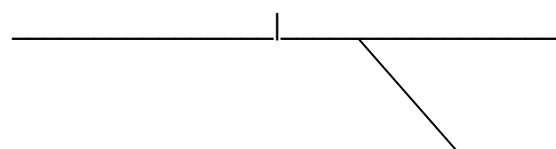
13. Students learn _____.



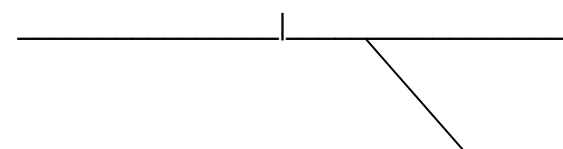
14. Babies cry _____.



12. Birds fly _____.



15. The party guests ate _____.



Answer Key: Diagramming Simple Sentences

A. Instructions: Diagram each simple sentence correctly.

1. Thomas reads.

Thomas | reads

2. Birds fly.

Birds | fly

3. Students learn.

Students | learn

4. Babies cry.

Babies | cry

5. The party guests ate.

The party guests | ate

B. Responses will vary.

C. Responses will vary.